




NRS PRODUCT CATALOG

MANUFACTURER OF QUALITY BLEACHERS, BENCHES & PICNIC
TABLES FOR OVER 30 YEARS



MANUFACTURER OF QUALITY ALUMINUM BLEACHERS, BENCHES & PICNIC TABLES FOR OVER 30 YEARS



Now more than ever our society understands the importance of coming together. However, as sports fanatics this is something that has always held a special place in our hearts. As we have reflected on some of our fondest memories, we came to this realization: spectator seating really isn't about what you are sitting on at all. It's about the memories shared, the roaring of the crowd—and most importantly the ability to fully engage without thinking about what is supporting you.

At NRS we pride ourselves in being your trusted “supporter” for over 30 years. We are the bleacher experts, from custom designed stadiums to smaller youth league set-ups, our expert staff is here to guide you every step of the way.



MAKE A STAND™
A Practical Planning Guide to Spectator Seating

PLAYCORE
Building communities through play & recreation™

PLAYCORE'S EDUCATIONAL FIELD GUIDE:

Providing selection, criteria, installation, and maintenance information, along with case examples, to support successful seating projects for communities and educational facilities.

For more information, playcore.com/makeastand

EARN CONTINUING EDUCATION UNITS!

WHY NRS?

Product Selection

From custom design to quick ship products, to total renovations we offer a wide variety of spectator seating solutions.

Safety

We design safety into our products so that they meet or exceed building codes. Additionally, we can improve safety and inclusion in existing bleachers/grandstands.

Expert Staff

You can count on our team of experts to take on the heavy lifting, from design to install, to safety codes and all the details in between, our team is dedicated to your project, no matter how big, or how small.

Made in the USA

Our products are proudly manufactured in our pristine, state-of-the-art manufacturing facility located in Lakeland, FL.

CWB and LA Certified Fabricator Certifications



We don't want to tell our dreams, we want to show them.”

— CRISTIANO RONALDO

TABLE OF CONTENTS

04 | NATIONAL SERIES BLEACHERS

06 | LOW RISE SERIES BLEACHERS

07 | ELEVATED BLEACHERS

08 | PORTABLE BLEACHERS

10 | ADA SERIES BLEACHERS

11 | RENOVATIONS

12 | PICNIC TABLES

13 | BENCHES

14 | CUSTOM OPTIONS



NATIONAL SERIES BLEACHERS

Our best-selling National Series Bleachers are available in a variety of lengths and rows, a great solution for groups of 200 or less.


NATIONAL SERIES BLEACHERS

- Available with 3, 5, 8, and 10 row options
- Variety of lengths available, see chart for details
- Standard, Preferred and Deluxe models available, see comparison chart for details.
- 17" first seat height provides comfortable seating on all rows
- Riser planks: 1" x 6" mill finish plank
- Seat planks: 2" x 10" anodized plank
- Foot planks: 2" x 10" mill finish plank
- Optional powder coating available (see pg. 14 for a list of standard color options)

3 ROW EXCEPTION:

- Row 1 seat height is 16"
- Rise is 6"
- Top Row Seat height is designed to be under 30" with rubber foot pads to eliminate the need for a guardrail

	STANDARD	PREFERRED	DELUXE
17" FIRST SEAT HEIGHT	X	X	X
8" RISE / 24" RUN	X	X	X
SINGLE FOOT PLANKS	X (ROWS 2 & 3)		
DOUBLE FOOT PLANKS	X (ROWS 4 AND UP)	X (ALL ROWS)	X (ALL ROWS)
CHAIN-LINK GUARDRAIL SYSTEM (Vertical picket upgrade available)	X (ROWS 4 AND UP)	X (ROWS 4 AND UP)	X (ROWS 4 AND UP)
SINGLE RISER PLANK	X (ROWS 4 AND UP)	X (ROWS 4 AND UP)	X (ROWS 2 AND UP)
DOUBLE RISER PLANK	X (TOP ROW)	X (TOP ROW)	X (TOP ROW)
aisle with handrail			X




5-Row NATIONAL SERIES: STANDARD MODEL 24'

NATIONAL SERIES: STANDARD MODEL

ROW COUNT	AVAILABLE LENGTHS	SEATING COUNT	GUARDRAIL
3*	7.5/12/15/21/24/27	15/24/30/48/48/54	NO
5*	15/21/24/27/30	50/70/80/90/100	YES
8	15/21/24/27/30	80/112/128/144/160	YES
10*	15/21/24/27/30	100/140/160/180/200	YES

KEY FEATURES

- 1 17" FIRST SEAT HEIGHT
- 2 SINGLE FOOT PLANKS ROWS 2-3
- 3 DOUBLE FOOT PLANKS ROW 4 AND UP
- 3 RISER PLANKS ON ROWS 4 AND ABOVE




5-Row NATIONAL SERIES: PREFERRED MODEL 21'

NATIONAL SERIES: PREFERRED MODEL

ROW COUNT	AVAILABLE LENGTHS	SEATING COUNT	GUARDRAIL
3	7.5/12/15/21/24/27	15/24/30/48/48/54	NO
5	15/21/24/27/30	50/70/80/90/100	YES
8	15/21/24/27/30	80/112/128/144/160	YES
10	15/21/24/27/30	100/140/160/180/200	YES

KEY FEATURES

- 1 17" FIRST SEAT HEIGHT
- 2 DOUBLE FOOT PLANKS ALL ROWS
- 3 RISER PLANKS ON ROWS 4 AND ABOVE



5-Row NATIONAL SERIES: DELUXE MODEL 24'

NATIONAL SERIES: DELUXE MODEL

ROW COUNT	AVAILABLE LENGTHS	SEATING COUNT	GUARDRAIL
3	21/24/27	36/42/48	NO
5	15/21/24/27/30	42/58/68/74/84	YES
8	15/21/24/27/30	66/91/107/116/132	YES
10	15/21/24/27/30	82/113/133/144/164	YES

KEY FEATURES

- 1 17" FIRST SEAT HEIGHT
- 2 DOUBLE FOOT PLANKS ALL ROWS
- 3 RISER PLANKS ON ROWS 2 AND ABOVE
- 4 AISLE WITH HANDRAIL, FEATURING BLACK CONTRASTING NOSING WITH A FLUSH FINISH



4-RROW LOW RISE "PREFERRED MODEL" BLEACHER

LOW RISE BLEACHERS



Low Rise Bleachers are great when budgets are tight. This affordable bleacher system maximizes capacity while maintaining code compliance with seating for up to 80 people.



4-RROW LOW RISE STANDARD MODEL, 15'



4-RROW LOW RISE PREFERRED MODEL, 15'

- Available with 3, 4, and 5 rows
- Variety of lengths available, see chart below
- 2" x 10" mill finish foot planks, standard models have (1), preferred models have (2)
- 2" x 12" anodized seat plank
- First seat height under 12" (the standard is 17", which makes the first row slightly less comfortable for adults)
- Top seat height under 30" (3 and 4 rows)
- 5 row model includes vertical picket guardrail
- 6" rise / 24" run per row


STANDARD & PREFERRED MODELS

ROW COUNT	AVAILABLE LENGTHS	SEATING COUNT	GUARD RAIL
3	15/21/24	30/42/48	NO
4	15/21/24	40/56/64	NO
5	15/21/24	50/70/80	YES

KEY FEATURES

- ① UNDER 12" FIRST SEAT HEIGHT
- ② SINGLE FOOT PLANKS
- ③ DOUBLE FOOT PLANKS

! Always check with your local building department for applicable codes. All bleachers should be properly anchored to resist wind loads.



AMERICAN LEADERSHIP ACADEMY
GILBERT, AZ

ELEVATED BLEACHERS

Are you looking to elevate your viewing experience? Our elevated bleacher systems boast a 63" walkway with ample room for pedestrian traffic, and feature aluminum ramps, aisles with handrails, and so much more to ensure your system is fully code compliant. Let NRS designers worry about the details so you can enjoy the view!



LUTHERAN HIGH NORTHWEST
ROCHESTER HILLS, MI

- Front walkway with railing
- Chain-link or vertical picket guardrail
- Aisles with anodized aluminum handrail
- Entry stairs with contrasting nosing
- Anodized aluminum seat planks
- (2) 2" x 10" mill finish foot planks on all rows
- 1" x 6" riser planks on all rows with (2) riser planks on top rows
- Various front walkway elevations available




SOUTHERN LOUISIANA UNIVERSITY
HAMMOND, LA

ROWS	DEPTH	HEIGHT
5	15' 2"	10' 10"
8	21' 2"	12' 10"
10	25' 2"	14' 2"
12	29' 2"	15' 6"
13	31' 2"	16' 2"
15	35' 2"	17' 6"
20	45' 2"	20' 10"

(BASED ON A 36" ELEVATED FRONT WALKWAY)

! Always check with your local building department for applicable codes. All bleachers should be properly anchored to resist wind loads.



TIP N' ROLL BLEACHERS

Tip N' Roll Bleachers are the perfect choice when extra event seating is needed. The lightweight aluminum design with swivel casters allows for easy set-up and storage.

	TIP N ROLL	LOW RISE TIP N ROLL
FIRST SEAT HEIGHT	17"	11.5"
SEAT PLANKS	2X10"	2X12"

- Available with 2, 3, and 4 rows
- Variety of lengths available, see chart below
- Low Rise, Standard, and preferred models available
- Aluminum frame with swivel casters
- Includes Non-marring rubber foot pads
- 4 row system includes outrigger for additional stability when tipped up
- 2" x 10" foot planks, standard models have (1), preferred models have (2)



4-ROW, 7.5' LOW RISE TIP N' ROLL



3-ROW, 15' PREFERRED TIP N' ROLL

STANDARD & PREFERRED MODELS

ROW COUNT	AVAILABLE LENGTHS	SEATING COUNT
2	7.5/9/12/15/21/24	10/12/16/20/28/32
3	7.5/9/12/15/21/24	15/18/24/30/42/48
4 (LOW-RISE ONLY)	7.5/9/12/15/21	20/24/32/40/56



10-ROW DELUXE MODEL TRANSPORTABLE BLEACHER

TRANSPORTABLE BLEACHERS

Transportable Bleachers are a great solution for facilities that need seating in multiple areas at different times. Choose between 5 or 10 rows with extra event seating is needed.

- Available with 5 and 10 rows
- Variety of lengths available, see chart below
- Standard, Preferred and Deluxe models available (deluxe not available for 15' models)
- Features additional bracing to withstand transit
- Not intended for transport on public roadways, speed should not exceed 5 MPH
- Transport kit sold separately

TRANSPORT KITS


Required with purchase of transportable bleachers.



5 ROW KIT

Includes: wheels, mechanical jack, and tongue assembly

NOTE: CAN BE SHARED BETWEEN SYSTEMS



10 ROW KIT

Includes: Wheels, integrated hydraulic jack, and tongue

The NRS exclusive Integrated Hydraulic Jack allows for quick and easy transport.

NOTE: CAN BE SHARED BETWEEN SYSTEMS

! Always check with your local building department for applicable codes. All bleachers should be properly anchored to resist wind loads.

STANDARD & PREFERRED MODELS

LENGTH	AVAILABLE ROW COUNTS	SEAT COUNT	AISLE	GUARDRAIL
15'	5/10	50/100	NO	YES
21'	5/10	70/140	NO	YES
24'	5/10	80/160	NO	YES

DELUXE MODEL

LENGTH	AVAILABLE ROW COUNTS	SEAT COUNT	AISLE	GUARDRAIL
21'	5/10	58/113	YES	YES
24'	5/10	68/133	YES	YES



ADA SERIES

ADA Series Bleachers feature wheelchair seating areas to meet ADA accessibility requirements. When planning an ADA bleacher, it is important to keep these 4 key guidelines in mind; quantity, location, access, and sightlines.

1. QUANTITY

The number of wheelchair accessible spaces should follow the below chart.

NUMBER OF SEATS	MIN. REQUIRED WHEELCHAIR SPACES
4-25	1
26-50	2
51-150	4
151-300	5
301-500	6
501-5000	6, PLUS 1 FOR EACH 150, OR FRACTION THEREOF, BETWEEN 501 THROUGH 1000
5001+	THEREOF, OVER 5000



2. LOCATION

The location of the wheelchair spaces must be an integral part of the seating plan, and must allow space for companion seating.


3. ACCESS

Wheelchair spaces must be on an accessible route.



4. SIGHTLINES

Where applicable spaces shall be dispersed providing spectators with choices of viewing angles with lines of sight equivalent to other members of the audience.



RENOVATIONS

Outdoor bleachers should be a safe place for viewers to watch sports and other spectator events. Let us help bring your existing system to code!



OPTIONS TO MEET CODE REQUIREMENTS

- ADA Accessibility
- Guardrails
- Aisles & handrails
- Openings closed to 4" or less
- Number of exits

UPDATING BLEACHERS TO CODE

A great way to save money is to retrofit your existing framework with renovations to bring it up to today's building and safety codes.



STANDARD DUTY STEEL PICNIC TABLE, 8'

PICNIC TABLES



ADA CENTER ACCESSIBLE ALUMINUM PICNIC TABLE, 9'

- Lightweight maintenance-free aluminum planks with your choice of aluminum, standard duty steel (1-5/8" O.D.), or heavy duty steel (2-3/8" O.D.) legs
- Lengths available; 6', 8', 9', and 10'
- Portable and/or surface mount
- Available with ADA end or center access
- Optional powder coating available (see pg. 14 for color options)



8' TABLE, ANODIZED ALUMINUM LEGS




8' TABLE, STANDARD DUTY STEEL LEGS



8' TABLE, HEAVY DUTY STEEL LEGS

ALL ANODIZED ALUMINUM	STANDARD-DUTY STEEL	HEAVY-DUTY STEEL	MODEL DESCRIPTION
PT-AP06	PT-SG06	PT-HG06	6'
PT-AP08	PT-SG08	PT-HG08	8'
PT-AP09HC	PT-SG09HC	PT-HG09HC	9' (CENTER ACCESSIBLE)
PT-AP08HC	PT-SG08HC	PT-HG08HC	8' (END ACCESSIBLE)
PT-AP10HC	PT-SG10HC	PT-HG10HC	10' (END ACCESSIBLE)



TO VIEW ALL BLEACHER MODELS, VISIT OUR WEBSITE:
WWW.BLEACHERS.NET/BENCHES-AND-PICNIC-TABLES

BE-DD00600 6' BENCH WITHOUT BACK, ALUMINUM LEGS, PORTABLE

BENCHES

- Lightweight maintenance-free aluminum planks with your choice of aluminum or galvanized steel legs.
- Available with or without back
- Lengths available; 6', 7'-6", 8', 12', 15', 21', and 24'

- Portable, inground, or surface mount options available
- Optional foot pads available for portable version
- Optional powder coating available (see pg. 15 for color options)



BE-PH00600 6' BENCH WITH BACK, GALVANIZED STEEL LEGS, SURFACE MOUNT

ALUMINUM BENCH WITH 2-3/8" GALVANIZED STEEL FRAME

W/ BACK	W/O BACK
PB (INGROUND)	PD (INGROUND)
PH (SURFACE MOUNT)	PE (SURFACE MOUNT)
PG (PORTABLE)	PI (PORTABLE)



BE-DG00600 6' BENCH WITH BACK, ALUMINUM LEGS, PORTABLE

ALUMINUM BENCH WITH ALUMINUM CHANNEL FRAME

W/O BACK
DE (PORTABLE)



BE-DG00600 6' BENCH WITH BACK, ALUMINUM LEGS, PORTABLE

ALUMINUM BENCH WITH SQUARE ALUMINUM FRAME

W/ BACK	W/O BACK
DG (PORTABLE)	DD (INGROUND)
DGS (WITH SHELF, PORTABLE)	DI (PORTABLE)
	DB (DOUBLE WIDE, PORTABLE)



BE-ST00600 6' SCORERS TABLE

SCORERS TABLE

ST



DIAMOND NATION - FLEMINGTON, NJ

CUSTOM OPTIONS

Don't see what you're looking for? Custom designed bleachers and seating are available with various features and options to meet your specific needs. Our in-house design and engineering experts will walk you through this process from concept to reality—on budget, and on time! Contact us today to get the conversation started.

POWDER COAT COLOR OPTIONS



SCARLET RED



FOREST GREEN



ROYAL BLUE



NAVY BLUE



POWDER COATING



AMERICAN LEADERSHIP ACADEMY - GILBERT, AZ



GOLDEN NUGGET CASINO - LAKE CHARLES, LA



SEATING OPTIONS



SEAT WITH BACK




CONTOUR SEATING




ADA WHEELCHAIR SECTION

ACCESS OPTIONS




AISLE WITH HANDRAIL



ENTRY STAIRS




ENTRY STAIRS & ADA ACCESSIBLE RAMP



ADA ACCESSIBLE RAMP

GUARD RAIL OPTIONS



CHAIN LINK




VERTICAL PICKETT

AND MORE!



PRESS BOX



FRAME SKIRTING



OUR PROMISE TO CUSTOMERS:

NRS is committed to fabricating quality products and to meeting customer contract requirements in a timely manner. As a demonstration of our commitment, NRS will strive to provide customers with high quality installations and customer service which exceeds expectations for the ultimate in customer satisfaction.

SALES OFFICE

1300-D Airport North Office Park
Fort Wayne, IN 46825

Toll Free (888) 568-9064

Fax (260) 482-7449

Distribution Center and Pick Up Location

4035 S. Pipken Rd
Lakeland, FL 33811

E-mail sales@bleachers.net

Online www.bleachers.net