



A Division of Ross & Barr, Inc.



PLAYGROUNDS & SITE AMENITIES



***Covering Your Needs with Versatility & Value***  
**Quality Prefabricated Structures**

SINCE 1987



**KORKAT**

221 CABLE INDUSTRIAL WAY  
CARROLLTON, GA 30117

SALES@KORKAT.COM

1-888-356-7528

**6th Edition Catalog**

[WWW.KORKAT.COM](http://WWW.KORKAT.COM)



## **Coverworx** Our Story

At Coverworx, we take pride in crafting steel-frame shelters and structures that combine durability with exceptional design. Made from high-gauge tubular steel, each of our shelters reflects the expertise and artistry of our team. Our ASTM-certified welders, structural fabrication specialists, and skilled design engineers bring years of experience to every project, ensuring that each structure meets the highest industry standards.

Our shelters feature a sleek, free-span design with no exposed fasteners, open truss members, or spaces for bird nesting making them not only functional but also low-maintenance. They come ready for easy assembly; no cutting, welding, or painting required.

Every shelter is finished with a sand-blasted, zinc-primed, 2.5-5.0 mil thick polyester powder coating, available in a variety of standard colors. The roofing is made from high-quality 24-gauge steel panels, pre-cut for your convenience, and offered in a range of colors and profiles.

Coverworx shelters offer virtually unlimited customization options, including handrails, overhead lattice, round or custom-designed support columns, Pine or Cedar Tongue and Groove overhead decking, and cupolas. We also offer corrugated and standing seam metal roofing on all structures. You can choose from standard shapes like squares, hexagons, octagons, and rectangles with open gable or hipped ends. If you can imagine it, we can create it—including custom shapes, curved tops, or a Coverworx “Vented Top” for added style and functionality. With Coverworx, the only limit is your imagination!



# Table of Contents

## Steelworx



- Squares ..... 4
- Hexagons ..... 6
- Octagons ..... 8
- Gables ..... 10
- Crossing Shelters ..... 14
- Hips ..... 16
- Monoslopes ..... 18
- Pergolas & Entry Arches ..... 22
- Kiosks ..... 24
- Amphitheaters..... 26
- Walkways & Enclosures..... 27

## Woodworx

- Wood Canopies ..... 28



## Options & Upgrades



- Specialty Gallery Creative Ideas ..... 30
- Options & Upgrades ..... 32
- Color Options ..... 34
- Warranty ..... 36

# Steelworx SQUARES

## FOUR-SIDED CANOPIES

Steelworx Squares combine the sleek, stylish look of a hip canopy with the balanced symmetry of four equal sides and a single, striking peak. These canopies offer a clean, contemporary design that's perfect for any site looking to make a bold statement. The square shape brings a unique sense of order and harmony, making it a standout choice for a variety of settings.

For larger installations, additional columns around the perimeter ensure the structure's integrity while maintaining that streamlined, elegant appearance. Whether you're designing a public space, a park, or any outdoor area, Steelworx Squares provide a perfect blend of form and function, delivering both beauty and practicality in one sophisticated package.



STANDARD SQUARE



VENTED SQUARE



SINGLE-POST SQUARE



2-POST SQUARE



6E-4-1

**KORKAT**

221 CABLE INDUSTRIAL WAY  
CARROLLTON, GA 30117

[SALES@KORKAT.COM](mailto:SALES@KORKAT.COM)

1-888-356-7528

## **Square Canopies**

Steel square canopies are versatile structures that offer a clean, geometric aesthetic while providing effective coverage and protection. They are commonly used in various settings, from commercial and public spaces to residential applications.

Steel square canopies offer a practical and aesthetically pleasing solution for a wide range of applications, combining functionality with a clean, modern design

Stock & custom shelter options, see page 32-33  
Frame & roof color options, see page 34-35



6E-5-1



6E-5-2



6E-5-3



6E-5-4



6E-5-5



6E-5-6



6E-5-7



6E-5-8

# Steelworx HEXAGONS

## SIX-SIDED CANOPIES

Steelworx Hexagons offer the same elegance and timeless appeal as our octagon canopies, with the added advantage of a more streamlined design. With two fewer columns, these hexagonal shelters deliver that classic, sophisticated look while maximizing open space and enhancing the overall functionality. Perfect for those who want all the style and grace of an octagon, but with a sleeker, more efficient structure, Steelworx Hexagons are the ideal blend of beauty and practicality. Whether you're aiming for a polished, refined appearance or simply want to optimize your space, these canopies deliver on both fronts.



VENTED  
HEXAGON



STANDARD  
HEXAGON



SINGLE-POST  
HEXAGON



2-POST  
HEXAGON



DOUBLE-PITCH  
HEXAGON



6E-6-1

**KORKAT**

221 CABLE INDUSTRIAL WAY  
CARROLLTON, GA 30117

SALES@KORKAT.COM

1-888-356-7528



## Six-Sided Canopies

Steelworx hexagon shelters are versatile and harmoniously fit into urban landscapes, park settings, or commercial spaces where a balance between style and functionality is essential.

The reduced number of columns simplifies installation and allows for flexible use of the covered area, making it ideal for high-traffic locations or multipurpose environments.

Whether you're seeking to create a focal point or a shaded retreat, hexagon shelters deliver a sleek design without compromising strength or durability, giving you the best of both worlds in one striking structure.

Stock & custom shelter options, see page 32-33  
 Frame & roof color options, see page 34-35



STRETCHED  
HEXAGON



STRETCHED VENTED  
HEXAGON



6E-7-1



6E-7-2



6E-7-3



6E-7-4



6E-7-5



6E-7-5



6E-7-6



6E-7-7



6E-7-8

# Steelworx OCTAGONS

## EIGHT-SIDED CANOPIES

Steelworx Octagons bring a touch of elegance and timeless beauty to any space. These canopies aren't just functional—they're a statement piece. With their intricate, eight-sided design, they add a decorative flair that elevates the look of any site. Whether you're looking to create a charming focal point in a park, a stylish gathering spot, or simply want to enhance the overall aesthetic of your space, Steelworx Octagons offer a sophisticated appeal that never goes out of style. Their classic design blends seamlessly with any environment, making them the perfect choice for those who want both beauty and durability in one stunning structure.



STRETCHED VENTED  
OCTAGON



STRETCHED  
OCTAGON



VENTED  
OCTAGON



STANDARD  
OCTAGON



6E-8-1

**KORKAT**

221 CABLE INDUSTRIAL WAY  
CARROLLTON, GA 30117

[SALES@KORKAT.COM](mailto:SALES@KORKAT.COM)

1-888-356-7528





## Octagon Canopies

Steel octagon canopies offer a unique architectural design, combining both aesthetic appeal and functional benefits.

Steel octagon canopies not only offer a practical solution for covering and protecting outdoor spaces but also bring a unique and attractive design element that can enhance the visual appeal of any environment.

Stock & custom shelter options, see page 32-33  
 Frame & roof color options, see page 34-35



6E-9-1



SINGLE-POST  
OCTAGON



2-POST  
OCTAGON



6E-9-2



6E-9-3



6E-9-4



6E-9-5



6E-9-6



6E-9-7



6E-9-8



# Steelworx GABLES

## OPEN-END CANOPIES

Steelworx Gables are available in many styles, colors and optional features. A Coverworx Steelworx gable canopy is the most economical way to provide shelter without compromising functionality and durability. Each gable shelter is hand-crafted with the utmost attention to detail and the highest industry quality standards.

Stock & custom shelter options, see page 30-31  
For shelter extras & furnishings, see page 32-33  
Frame & roof color options, see page 34-35



BASIC GABLE



SPLIT-TOP GABLE



VENTED GABLE



2-POST GABLE



RAISED GABLE



6E-10-1

**KORKAT**

221 CABLE INDUSTRIAL WAY  
CARROLLTON, GA 30117

SALES@KORKAT.COM

1-888-356-7528



## Open-Ended Gable Canopies

Steel open-ended gable canopies are an eye-catching architectural feature that seamlessly blend structural integrity with visual elegance.

Typically designed with a gabled roof supported by robust steel frameworks, these canopies offer the perfect combination of functionality and design.

The open-ended nature allows for unobstructed views and easy access, making them ideal for areas that require ventilation or open flow.

Their ability to integrate into various settings makes them adaptable for many different architectural styles, from modern to industrial or more traditional aesthetics.

Stock & custom shelter options, see page 32-33  
 Frame & roof color options, see page 34-35



6E-11-1



6E-11-3



6E-11-4



6E-11-5



6E-11-6



6E-11-7



6E-11-8



6E-11-9



### Open-Ended Gable Canopies

In addition to their design flexibility, steel canopies are built with durability in mind. They are highly resistant to weather conditions, providing long-term performance with minimal maintenance. This makes them ideal for a wide range of applications, such as entrances, walkways, and outdoor seating areas, where protection from the elements is needed without sacrificing visual appeal.

Their versatility and strength make them suitable for commercial, industrial, and residential projects, offering a functional yet aesthetically pleasing solution to a variety of architectural needs.



6E-12-1



6E-12-2



6E-12-3



6E-12-4



6E-12-5



6E-12-6



6E-12-7



6E-12-8



DOWNCURVE GABLE



RECESSED GABLE



SUNBURST GABLE



ARCHITECTURAL END GABLE

Stock & custom shelter options, see page 32-33  
Frame & roof color options, see page 34-35



6E-13-1



6E-13-4



6E-13-2



6E-13-3



6E-13-5



6E-13-6



6E-13-7



6E-13-8

# Steelworx CROSSING

## SHELTERS

Our Steelworx Crossing Shelters offer endless possibilities for transforming a simple shelter into the focal point of your site. Whether you're starting with a classic gable or hip shelter, you have the freedom to customize and create a structure that truly stands out. Imagine starting with one of our standard designs and then mixing and matching gable and hip ends to craft something that's entirely your own.

But why stop there? The real magic happens when you begin to incorporate ornate design elements that add character and flair to your shelter. From intricate detailing to custom architectural end gables, these enhancements can elevate the aesthetic and create a shelter that's not just functional but also a true work of art.



CROSSING GABLE



CROSSING T-GABLE



CROSSING HIP



CROSSING T-HIP



SQUARE CROSS  
GABLE



6E-14-1

**KORKAT**

221 CABLE INDUSTRIAL WAY  
CARROLLTON, GA 30117

SALES@KORKAT.COM

1-888-356-7528



## Steel Crossing Shelters

With Steelworx, you're not limited by the ordinary. Your shelter can be as bold, imaginative, and sophisticated as you envision, making it a dynamic centerpiece that transforms the entire site.

Steel crossing gable canopies are both functional and aesthetically pleasing structures that provide essential protection and enhance the user experience at key crossing points.

By carefully considering their design and integrating additional features, these canopies can effectively meet the needs of various environments while contributing positively to the overall urban or architectural setting.

Stock & custom shelter options, see page 32-33  
Frame & roof color options, see page 34-35



6E-15-1



6E-15-2



6E-15-3



6E-15-4



6E-15-5



6E-15-6



6E-15-7



6E-15-8

# Steelworx HIPS

## CLOSED-END CANOPIES

Steelworx Hips deliver more than just basic protection—they elevate the entire aesthetic of your space. These canopies offer greater shelter coverage compared to a standard gable, all while utilizing a similar column layout and roof area. But the real advantage of a Steelworx Hip canopy is in the refined, finished look it brings to your project.

When you need a shelter that does more than just blend in, these hip canopies stand out with their sleek lines and enhanced design. They're perfect for spaces where you want to make a statement and create a polished, professional appearance that leaves a lasting impression.



STANDARD HIP



VENTED HIP



2-POST HIP



6E-16-1

**KORKAT**

221 CABLE INDUSTRIAL WAY  
CARROLLTON, GA 30117

SALES@KORKAT.COM

1-888-356-7528





### **Closed-Ended Hip Canopies**

Steel closed-end hip canopies offer a blend of durability, protection, and visual appeal.

Whether for a public park, a commercial space, or any outdoor setting, Steelworx Hips provide the perfect blend of function and style.

By carefully considering design elements and functional requirements, these canopies can effectively meet the needs of various environments while enhancing overall user experience.

Stock & custom shelter options, see page 32-33  
Frame & roof color options, see page 34-35



6E-17-1



6E-17-2



6E-17-3



6E-17-4



6E-17-5



6E-17-6



6E-17-7



6E-17-8

# Steelworx MONOSLOPES

## OPEN-ENDED CANTILEVERS

Steelworx cantilevered shelters are the go-to choice for robust coverage without sacrificing valuable space. Designed for sites where every inch counts, these shelters eliminate the need for multiple columns, providing a clean, open area that's functional and visually appealing.

Engineered to offer maximum coverage with a minimal structural footprint, they're ideal for environments where space is limited but expectations are high. Their sleek, unobtrusive design blends seamlessly into any setting while delivering the strength and durability expected from Steelworx.



RADIUS  
CANTILEVER



STANDARD  
CANTILEVER



CENTER-POST



DOUBLE  
CANTILEVER



CANTILEVER  
LARGE



6E-18-1

**KORKAT**

221 CABLE INDUSTRIAL WAY  
CARROLLTON, GA 30117

[SALES@KORKAT.COM](mailto:SALES@KORKAT.COM)

1-888-356-7528




## Open-Ended Cantilevers

Whether you're shading a dugout, protecting bleachers, or creating a shelter in a compact area, Steelworx cantilevered canopies rise to the occasion.

Perfect for athletic fields, parks, and other public spaces, these shelters not only meet the practical demands of your site but also enhance its overall appearance.

With Coverworx steel cantilevered shelters, you get the best of both worlds—efficient use of space paired with superior protection and style.

Stock & custom shelter options, see page 32-33  
 Frame & roof color options, see page 34-35



CURVED  
CANTILEVER



BLEACHER



6E-19-1



6E-19-2



6E-19-3



6E-19-4



6E-19-5



6E-19-6



6E-19-7



6E-19-8

# Steelworx MONOLOPES

## SINGLE-PITCHED ROOFS

Steelworx monosloped shelters feature a single-pitched roof, which is one of the simplest and most efficient roof designs. It allows for easy water drainage and can be customized for different angles depending on local climate conditions. Monoslope shelters are a practical, efficient choice for a variety of building types and purposes, offering both functional and aesthetic benefits.

Monoslope shelters can be adapted to suit specific local needs, whether it's for agricultural, commercial, or residential purposes.



STANDARD



5-POST  
DUGOUT



MAX COLUMN



XP BASIC



FULL XP



6E-20-1

**KORKAT**

221 CABLE INDUSTRIAL WAY  
CARROLLTON, GA 30117

[SALES@KORKAT.COM](mailto:SALES@KORKAT.COM)

1-888-356-7528



## Monoslopes

Monoslope shelters provide a versatile and cost-effective solution for anyone in need of a durable, low-maintenance building with a simple, efficient roof design.

Whether you're looking to store equipment, build a workshop, or create an emergency shelter, Steelworx monoslope shelters are an excellent choice due to their fast construction, flexibility, and long-term value.

Stock & custom shelter options, see page 32-33  
Frame & roof color options, see page 34-35



6E-21-1



6E-21-2



6E-21-3



6E-21-4



6E-21-5



6E-21-6



6E-21-7



6E-21-8



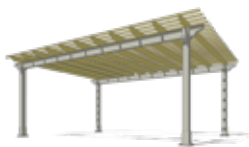
# Steelworx

## PERGOLAS, ARBORS & ARCHWAYS

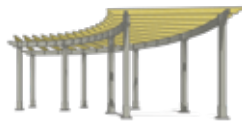
### OPEN-AIR STRUCTURES

Steelworx Pergolas, Arbors & Archways are the epitome of custom design, offering endless possibilities with their flexible column placement, supporting beams, and lattice members. Whether you're envisioning a classic pergola or a charming arbor, these structures can be tailored to your exact specifications. Crafted with tubular steel for strength and durability, they can also be enhanced with pressure-treated wood beams and lattice for a blend of rustic and modern appeal.

Our Entrance Frames are designed to be the perfect focal point for any park entrance, adding both style and functionality. With the latest computer-controlled technology, we can cut park names, custom logos, or decorative lattice from solid steel, creating a striking entrance that leaves a lasting impression.



PERGOLA



RADIUS PERGOLA



PERGOLA  
CANTILEVER



RADIUS ARBOR



DOWN CURVE  
PERGOLA



6E-22-1

**KORKAT**

221 CABLE INDUSTRIAL WAY  
CARROLLTON, GA 30117

[SALES@KORKAT.COM](mailto:SALES@KORKAT.COM)

1-888-356-7528

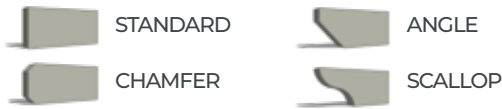


## Pergolas & Entry Arbors

Each pergola and trellis is as unique as the site it's designed for, with variations in size and spacing to suit your specific needs. Whatever your vision, Steelworx can bring it to life with a structure that fits your exact requirements and elevates the aesthetic of any outdoor space.

Stock & custom shelter options, see page 32-33  
 Frame & roof color options, see page 34-35

### END CUT OPTIONS



6E-23-1



6E-23-2



6E-23-3



6E-23-4



6E-23-5



6E-23-6



6E-23-7



6E-23-8

# Steelworx KIOSKS

## INFORMATION CENTERS

Coverworx Kiosks are the epitome of versatility, designed to meet the needs of any space with style and functionality. With a wide range of frame choices and styles, these kiosks can be tailored to suit any application. Our lockable, hinged Lexan panel display cases are perfect for showcasing information, whether you need single-sided or double-sided boards. You have the freedom to choose the number of boards that best suits your project.

Each kiosk is built to last, featuring our durable polyester powder-coated finish and topped with our standard 24-gauge multi-rib roofing panels for reliable protection. And, as always, we welcome custom designs and styles, so you can create a kiosk that's truly unique to your site.



SINGLE POST



2-POST



3-POST



4-POST



SINGLE-POST SQUARE



2-POST GABLE



6E-24-1

**KORKAT**

221 CABLE INDUSTRIAL WAY  
CARROLLTON, GA 30117

[SALES@KORKAT.COM](mailto:SALES@KORKAT.COM)

1-888-356-7528





## Info Centers & Specialty Structures

Steel kiosks and information centers are great solutions for providing information, services, or guidance in various public and private settings. They offer a combination of durability, functionality, and modern aesthetics.

Whether you're looking for a sleek, modern look or something more traditional, Coverworx Kiosks deliver both form and function with unmatched flexibility.

Stock & custom shelter options, see page 32-33  
 Frame & roof color options, see page 34-35



HEXAGONAL



BENT DIAMOND



6E-25-1



6E-25-2



6E-25-3



6E-25-4



6E-25-5



6E-25-6



6E-25-7



6E-25-8



6E-25-9

## Amphitheaters

Recreational architecture in amphitheaters is about creating multi-functional spaces that promote community interaction, artistic expression, and enjoyment of the outdoors.

Thoughtful design can transform these venues into vibrant cultural hubs that cater to a variety of activities and audiences.

Stock & custom shelter options, see page 32-33  
Frame & roof color options, see page 34-35



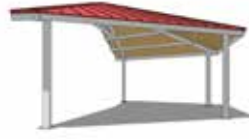
6E-26-2



CORNER SHELTER



DOWNCURVE AMPITHEATER



HALF HEX AMPITHEATER



6E-26-1



6E-26-3



6E-26-4



6E-26-5



6E-26-6



6E-26-7



### Walkways & Enclosures

Coverworx walkways and enclosures versatile and gorgeous. Utilizing our polyester powder coated framework our tube steel supports and connectors are pre-welded and shipped with little or no field bolting required.

Our Coverworx engineers will work with you and your soil condition and/or embankment condition to come up with a design that is not only durable and timeless but gorgeous for your site. Custom sizes, pricing and designs are worked on a per-project basis.

Stock & custom shelter options, see page 32-33  
Frame & roof color options, see page 34-35



6E-27-1



6E-27-2



6E-27-3



6E-27-4



### Pedestrian Bridges



6E-27-5



6E-27-6



6E-27-7



# Woodworx

## WOOD CANOPIES

### GLUE-LAMINATED

From classic gable shelters to stunning custom centerpieces, every Woodworx shelter is crafted with quality and style in mind. Our shelters come standard with 2" x 6" Southern yellow pine tongue and groove decking, topped with your choice of metal or shingle roofing. The structure is reinforced with glue-laminated framing and pressure-treated columns, all connected by powder-coated steel plates for a durable, long-lasting build.

For those looking to enhance their shelter's durability and design, you can upgrade the columns and rafters to sleek, powder-coated tubular steel, as showcased in our premium models. With a variety of roof and column options available, you can tailor your Woodworx shelter to perfectly suit your needs. And for an extra touch of functionality and style, many of our Woodworx models offer a Vented Top design, ensuring your shelter is as practical as it is beautiful.



STANDARD SHAPES  
HEXAGONS, OCTAGONS,  
SQUARES & MORE!




STRAIGHT GABLE



ARCH BEAM GABLE



RETRO GABLE



6E-28-1

**KORKAT**

221 CABLE INDUSTRIAL WAY  
CARROLLTON, GA 30117

SALES@KORKAT.COM

1-888-356-7528



## Wood Canopies

Wood glue-laminated canopies provide a blend of strength, aesthetic appeal, and versatility, making them a popular choice for various architectural applications. Whether used for public spaces or private residences, glulam canopies offer a durable and visually striking solution for outdoor coverage.

\*Standard shapes include Hexagons, Octagons, Squares, and more!. Vented top design is available on most Woodworx models.

Stock & custom shelter options, see page 32-33  
Frame & roof color options, see page 34-35



WAVE BEAM  
GABLE



6E-29-1



6E-29-2



6E-29-3



6E-29-4



6E-29-5



6E-29-6



6E-29-7



6E-29-8



**Coverworx**

## **SPECIALTY GALLERY**

### **CREATIVE IDEAS**

Coverworx Specialty Products are all about turning your visions into reality, offering everything from Amphitheaters and Bus Stops to Carports, Restrooms, Outdoor Sports Courts, and Dumpster Enclosures. With the ability to handle custom designs, Coverworx brings versatility and creativity to every project. If you can dream it, we can fabricate it, making us your go-to for unique, tailor-made structures.

Our versatility truly shines through in our specialty products, particularly in amphitheaters and court covers. With advanced laser-cutting capabilities and unparalleled craftsmanship in both wood and steel, we create stunning custom projects that enhance any setting. Available in virtually any size you can imagine, Coverworx is here to meet your needs and bring your ideas to life with exceptional quality and design.



6E-30-1

**KORKAT**

221 CABLE INDUSTRIAL WAY  
CARROLLTON, GA 30117

[SALES@KORKAT.COM](mailto:SALES@KORKAT.COM)

1-888-356-7528



### Creative Ideas

Specialty coverings are versatile structures designed to provide shelter, shade, and aesthetic appeal in various outdoor settings.

Stock & custom shelter options, see page 32-33  
Frame & roof color options, see page 34-35



6E-31-1



6E-31-2



6E-31-3



6E-31-4



6E-31-6



6E-31-5



6E-31-7



6E-31-8



# Coverworx

## OPTIONS

### OPTIONS & UPGRADES

**KORKAT**  
 221 CABLE INDUSTRIAL WAY  
 CARROLLTON, GA 30117  
 SALES@KORKAT.COM  
 1-888-356-7528

Every roof panel we offer is crafted from Galvalume-coated 24-gauge steel, featuring a sleek white underside and topped with a 20-year warranted Kynar 500 finish. Available in a range of vibrant colors (see page 34), these panels are designed to last while adding a touch of style to your structure. You can choose between exposed painted screws for fastening or opt for the clean, streamlined look of concealed clips, as used with standing seam panels. Please note that some panels may have specific color limitations, and for those who prefer a different aesthetic, fiberglass shingles are also available upon request.



6E-32-1



### Columns

Column styles can be combined. Custom designs as well as stub columns for locally provided masonry mounting are also available.



### Vented Roof Options







**Rail & Lattice**



Tube steel rails & lattice styles may be combined. Custom designs are also available.



DIAMOND



CROSSING DIAMOND



CIRCLE



STANDARD



SQUARE



**Cupolas**

Steel cupolas come pre-finished and are available on most shelters. Custom designs are also available.



OCTAGON / HEXAGON



SQUARE



DECORATIVE




FUNCTIONAL



OPEN FRAME



**Metal Roof Options**



MEGA-RIB\*



MEDALLION-LOK  
STANDING SEAM\*




2 X 6 TONGUE &  
GROOVE DECKING



MULTI-RIB\*  
(STANDARD)



MERIDIAN  
STANDING SEAM\*\*



MAX-RIB\*\*

\* Available with or without tongue & groove decking


\*\* Requires tongue & groove decking



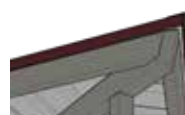
**Eave Options**




STANDARD GABLE



GABLE BARGE BEAM



STANDARD



EXTENDED



MAX COLUMN



# Steelworx

## COLOR

### COLORS & OPTIONS

At Coverworx, we offer an extensive palette of colors for our Steel Frame, Metal Roof, and Trim work panels, giving you the freedom to create a look that's uniquely yours. Whether you're aiming for a classic, modern, or entirely bespoke style, our range of options allows you to mix and match frame finishes and metal roof colors to perfectly complement your project.

Explore our selection to find the ideal combination that meets your aesthetic preferences and practical needs. Our team is dedicated to helping you achieve the exact look you envision.













For custom color requests or to discuss specific design details, please reach out to our expert Coverworx sales staff. We're here to provide you with all the information you need and to guide you through the process of crafting a distinctive and stylish outcome for your project.



### Metal Roof Colors\*

\*Colors are representational. Actual colors may vary. Contact us to discuss custom color options.



					
Roman Blue	Patrician Bronze	Copper Penny	Mansard Brown		
					
Surrey Beige	Galvalume Plus	Brandywine	Medium Bronze		
					
Evergreen	Ash Gray	Tudor Brown	Bone White	Champagne Metallic	Regal Blue
					
Almond	Bright Red	Dark Bronze	Leadcoat	Terra Cotta	Charcoal
					
Slate Gray	Hartford Green	Colonial Red	Silver Metallic	Regal White	Buckskin
					
Patina Green	Texas Silver Metallic	Sandstone	Matte Black	Prewathered Galvalume	



### Steel Roof Panel Colors












Steel roof panels come in a variety of colors and options to fit different aesthetic and functional needs.

All roof panels are Galvalume coated 24 ga. steel with a white bottom and a 20 year warranted Kynar 500 top finish available in a variety of colors. Panels are fastened to frame with either exposed painted screws or concealed clips as with standing seam panels. Some panels may have color limitations. Fiberglass shingles are available upon request.



### Steel Frame (Powder Coat) Colors\*

\*Colors are representational. Actual colors may vary. Contact us to discuss custom color options


 Hartford Green	 Regal White	 Colonial Red	 Timber Tan	 Surrey Beige
 Brandywine	 Clay	 Medium Bronze	 Patrician Bronze	 Brite Red
 Evergreen	 Dark Bronze	 Autumn Red	 Bone White	 Tudor Brown
 Roman Blue	 Mansard Brown	 Slate Gray	 Sandstone	 Charcoal
 Matte Black	 Light Stone	 Patina Green	 Ash Grey	 Regal Blue
 Buckskin	 Almond			

**Note:** An optional super durable TGIC and graffiti resistant TGIC color or clear coat is available for an upcharge.

Custom RAL Powder colors available  
Frame only


*Choose from over 100 color options to fit your exact requirements!*

**Powder coating with zinc rich primer and TGIC polyester**



Shot blasted steel with factory applied zinc rich primer and TGIC Polyester (2.5 – 3.5 mil thickness on exterior).

### Powder Coat Application Process



#### Surface Preparation

SPG commercial blast to a profile of 1.0 mil.

#### Prime Coat

Zinc-rich epoxy primer is applied to a 2.5 – 3.5 mil thickness and then baked at 350°F for 20 minutes to gel the primer. This doesn't completely cure the primer; so when the top coat is applied, it allows the primer and top coat to cross-link for better adhesion.

#### Top Coat

TGIC Polyester applied to a 2.5 – 3.5 mil thickness and baked at 400°F



## 10 Year Limited Warranty

Coverworx-Recreational Architecture, a division of Ross and Barr, Inc. (hereinafter "Coverworx") warrants that the structure or product purchased will be free from defects in materials and workmanship under normal use for period of ten (10) years from the delivery date. The entire liability of Coverworx and its suppliers, and the exclusive remedy shall be for Coverworx to repair and replace materials found to be defective. The repair or replacement of materials shall be at the expense of Coverworx. This limited warranty is void if any damage has resulted from abnormal use, abuse, accident, vandalism, poor installation, lack of maintenance, misapplication, service or modifications by someone other than Coverworx or its suppliers. This warranty excludes color fading within ten (10) nautical miles of any area retaining salt water or brackish water. Any replacement part under warranty is warranted for the remaining original warranty period or 1 year, whichever is longer.

In the event of a defect claim, Coverworx shall be notified in writing within thirty (30) days from discovery, no later than thirty (30) days from the receipt of the notice. Coverworx management will determine whether to repair or replace defective materials and respond in writing to advise how Coverworx will proceed on the warranty claim. Coverworx disclaims all other warranties, expressed or implied, including but not limited to, implied warranties of merchantability and fitness for a particular purpose for the product and any accompanying materials required for installation. Coverworx will not be liable for any damages arising out of the use or inability to use the product, regardless of whether notification of such damages has been given.

## Coming Soon

### Build Your Own Structure with Coverworx!

Get ready to customize your space like never before! With our soon-to-launch Build Your Own Structure tool, you'll have the power to design a structure that perfectly fits your needs, style, and space. Whether you're looking for a sleek outdoor canopy, a durable pavilion, or a unique shelter, our easy-to-use interface will let you choose everything from dimensions and materials to color and finishes. *Stay tuned for the ultimate in design flexibility, coming soon to Coverworx! Your vision, your structure, your way.*



PLAYGROUNDS & SITE AMENITIES

### KORKAT

221 CABLE INDUSTRIAL WAY  
CARROLLTON, GA 30117

[SALES@KORKAT.COM](mailto:SALES@KORKAT.COM)

1-888-356-7528